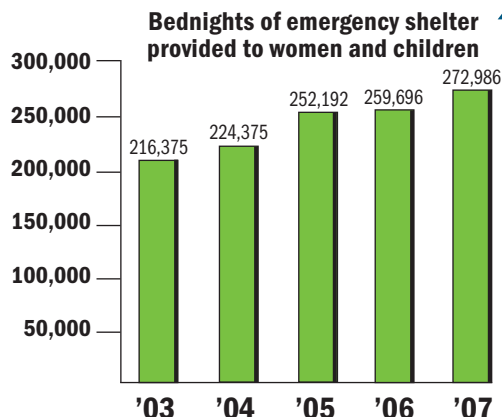


2007 services

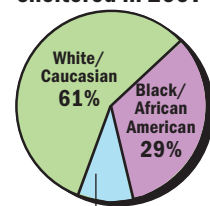
STATISTICS

Unmet need for shelter reaches critical high in 2007

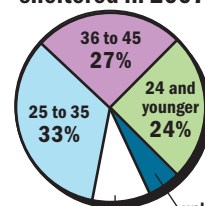
The number of survivors and their children turned away because shelters were full increased by 47 percent in 2007—making clear the need for more resources for Missouri programs to help all domestic violence victims seeking a safe place to stay. According to data voluntarily submitted by 84 member programs, the number of women and children who found shelter at a Missouri program remained about the same while the number turned away dramatically increased by 2,699 from 2006. Bednights of emergency shelter provided to women and children continued to increase in 2007, by more than 13,290 from the previous year. Member programs also provided more non-residential services in 2007. The number of women who received non-residential services increased by more than 3,000, and the number of men increased by nearly 1,400. Non-residential services include case management, face-to-face crisis intervention, batterer intervention services, support group, court advocacy and professional therapy.



Ethnicity of women sheltered in 2007



Ages of women sheltered in 2007

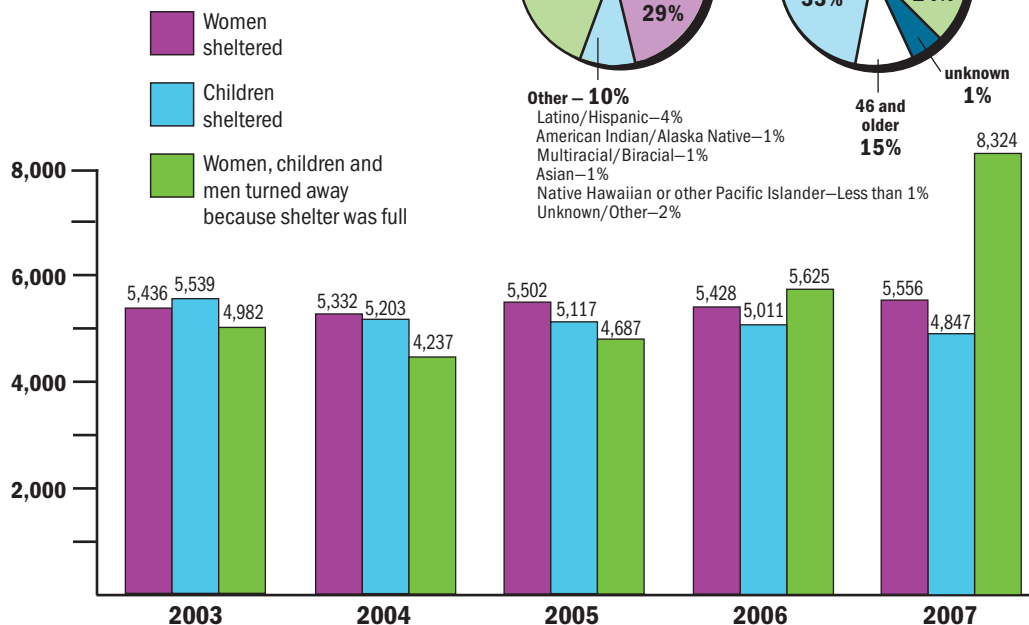


Other – 10%
 Latino/Hispanic—4%
 American Indian/Alaska Native—1%
 Multiracial/Biracial—1%
 Asian—1%
 Native Hawaiian or other Pacific Islander—Less than 1%
 Unknown/Other—2%

▶ MCADSV member programs provided **non-residential services** to 33,682 women, 13,038 children and 2,859 men.

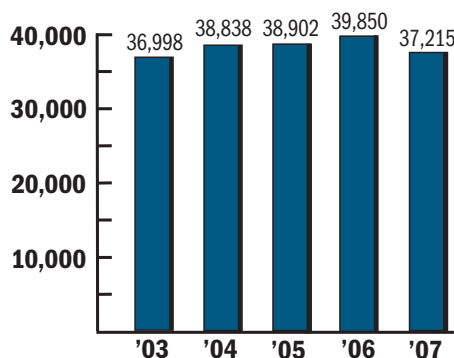
▶ MCADSV member programs provided 1,270 **batterer intervention groups** for men.

▶ MCADSV member programs provided 2,341 bednights of **emergency shelter to 62 men**.



Law enforcement reports of domestic violence decrease in 2007

In 2007, Missouri law enforcement agencies reported 37,215 domestic violence incidents. The Missouri State Highway Patrol annually compiles incidents of domestic violence reported by Missouri law enforcement agencies as Uniform Crime Reports (UCR) data. According to the Missouri Highway Patrol, the number of incidents reported includes those between spouses, former spouses, persons who have a child in common, persons related by blood, persons related by marriage and persons who are presently residing together or who have resided together in the past.¹ Nationally, the U.S. Department of Justice estimates that about half of the incidents of intimate partner violence experienced by women are reported to police.²



217 Oscar Dr., Ste. A
 Jefferson City,
 Missouri 65101
 (573) 634-4161
 (573) 636-3728 Fax
www.mocadsv.org
mocadsv@mocadsv.org

1. Missouri Uniform Crime Reporting Program Supplemental Domestic Violence Incident Report (2007). Missouri Uniform Crime Report Statistical Query, Missouri State Highway Patrol Statistical Analysis Center, www.mshp.dps.mo.gov/MSPWeb/SAC/index.html.
 2. Catalano, S. (2006). *Intimate Partner Violence in the United States*. Washington, DC: U.S. Department of Justice, www.ojp.usdoj.gov/bjs/intimate/ipv.htm.

Individuals served in 2007 by region

CENTRAL

	WOMEN	CHILDREN	MEN	TOTAL
Individuals sheltered	587	525	5	1,117
Individuals receiving non-residential services	1,638	620	60	2,318
Bednights of shelter	14,354	13,760	787	28,901
Individuals turned away from full shelter	14	17	3	34

KANSAS CITY METRO

	WOMEN	CHILDREN	MEN	TOTAL
Individuals sheltered	1,657	1,195	17	2,869
Individuals receiving non-residential services	11,260	765	1,381	13,406
Bednights of shelter	41,286	33,303	590	75,179
Individuals turned away from full shelter	1,689	1,563	0	3,252

NORTHEAST

	WOMEN	CHILDREN	MEN	TOTAL
Individuals sheltered	345	423	1	769
Individuals receiving non-residential services	2,572	974	54	3,600
Bednights of shelter	5,122	7,284	1	12,407
Individuals turned away from full shelter	81	198	0	279

NORTHWEST

	WOMEN	CHILDREN	MEN	TOTAL
Individuals sheltered	609	556	0	1,165
Individuals receiving non-residential services	1,180	371	72	1,623
Bednights of shelter	14,030	14,798	0	28,828
Individuals turned away from full shelter	207	156	2	365

ST. LOUIS METRO

	WOMEN	CHILDREN	MEN	TOTAL
Individuals sheltered	840	838	22	1,700
Individuals receiving non-residential services	14,547	8,032	1,132	23,711
Bednights of shelter	22,502	28,994	579	52,075
Individuals turned away from full shelter	1,749	1,911	2	3,662

SOUTHEAST

	WOMEN	CHILDREN	MEN	TOTAL
Individuals sheltered	506	439	2	947
Individuals receiving non-residential services	1,107	754	23	1,884
Bednights of shelter	14,432	12,639	61	27,132
Individuals turned away from full shelter	199	147	0	346

SOUTHWEST

	WOMEN	CHILDREN	MEN	TOTAL
Individuals sheltered	1,012	871	15	1,898
Individuals receiving non-residential services	1,378	1,522	137	3,037
Bednights of shelter	26,515	23,967	323	50,805
Individuals turned away from full shelter	198	185	3	386

Summary of services provided by MCADSV member programs in 2007

The following figures are compiled from data voluntarily submitted by 84 MCADSV member programs that provide a wide range of shelter-based and non-residential advocacy and support services.

79,407

MCADSV member programs answered 79,407 **hotline/crisis intervention calls** in 2007.

131,416

More than 131,416 **people attended** about 4,120

community education presentations provided by MCADSV member programs in 2007.

5,562

MCADSV member programs offered 5,562 **support groups for women** in 2007, which were attended by 60,687 women.³

21,190

MCADSV member programs assisted 21,190 adults seeking **Ex Parte, Full Orders of Protection**, or child orders in 2007.⁴

2,550

MCADSV member programs offered 2,550 **support groups for children** in 2007, which were attended by 12,063 children.³

199,563

Volunteers donated 199,563 **hours of service** to MCADSV member programs in 2007.

39,481

MCADSV member programs provided 39,481 hours of **licensed professional therapy** to women and children in 2007.

99,040

MCADSV member programs provided 99,040 hours of **case management services** to 37,114 women in 2007.⁵

90,963

MCADSV member programs provided 1,398 women and children with 90,963 **bed-nights of transitional housing** in 2007.

3. This figure contains duplication in the number of people served because some individuals attended more than one support group.
 4. This figure contains duplication in the number of people served because some individuals receive several types of court advocacy services.
 5. The total number of victims receiving case management services contains duplication because individuals may seek services more than once.

This document includes only domestic violence service statistics and does not reflect the range of services provided by MCADSV member programs.